

OPIOID SETTLEMENT PROGRAM PLAN

OCTOBER 26, 2022



BACKGROUND OF OPIOID SETTLEMENT

From the lawsuit and
the payout to how
much funding
Rowan County will
be receiving.



AmerisourceBergen, Cardinal Health, McKesson & Johnson & Johnson were sued for their role in the opioid epidemic



A **\$26 billion** national opioid agreement was announced as being finalized by NC Attorney General Josh Stein in July 2021 with North Carolina's share to be **\$757+ million**



An MOA between State and Local Governments outlines how the money will be divided between the state, counties, and municipalities and how this money can be used.



Counties and municipalities began receiving funds in the Spring/Summer of 2022 and continue over a period of 17 years, with funds to be front-loaded.

ROWAN COUNTY WILL RECEIVE IN TOTAL:
\$15,039,196

MEMORANDUM OF AGREEMENT REQUIREMENTS

1

Commissioners
pass a resolution or
ordinance to spend
funds

2

Choose from
Option A
interventions

3

Annual meeting
with County and
municipalities

4

Transparent and
accountable
financial and
program reporting

MOA OPIOID REMEDIATION ACTIVITIES

Rowan County is already supporting a number of the evidenced based, high-impact strategies from the "Option A" list in the state's MOA

**1. COLLABORATIVE
STRATEGIC
PLANNING**

**2. EVIDENCE-
BASED
ADDICTION
TREATMENT**

**3. RECOVERY
SUPPORT
SERVICES**

**4. RECOVERY
HOUSING
SUPPORT**

**5.
EMPLOYMENT
RELATED
SERVICES**

**6. EARLY
INTERVENTION**

**7. NALOXONE
DISTRIBUTION**

**8. POST-
OVERDOSE
RESPONSE
TEAMS**

**9. HARM
REDUCTION
SERVICES**

**10. CRIMINAL
JUSTICE
DIVERSION
PROGRAMS**

**11. ADDICTION
TREATMENT
FOR
INCARCERATED
PERSONS**

**12. REENTRY
PROGRAMS**

Opioid Indicators

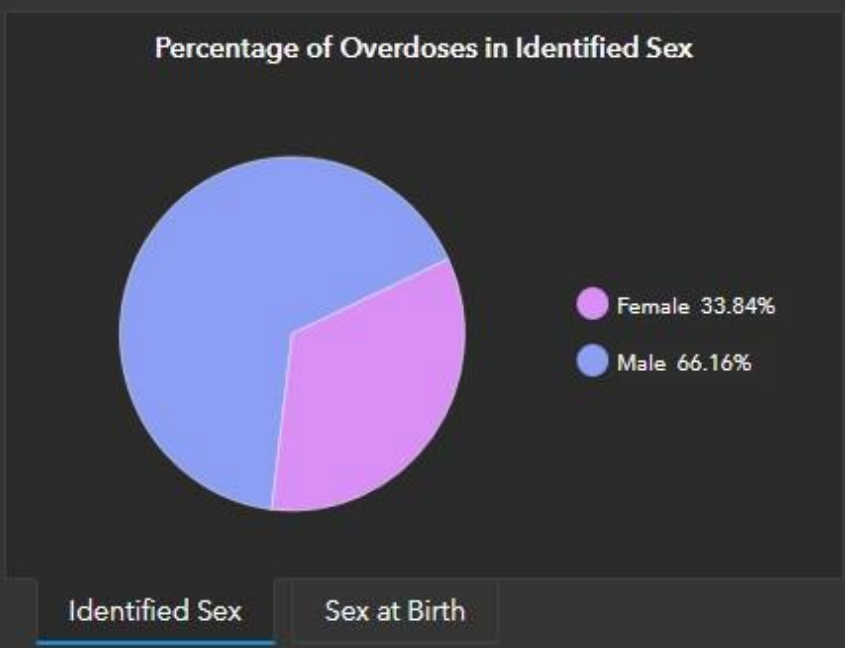
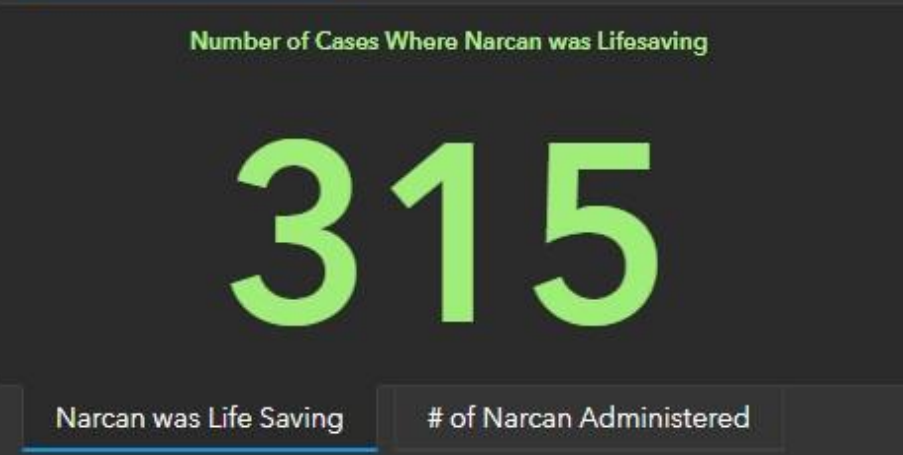
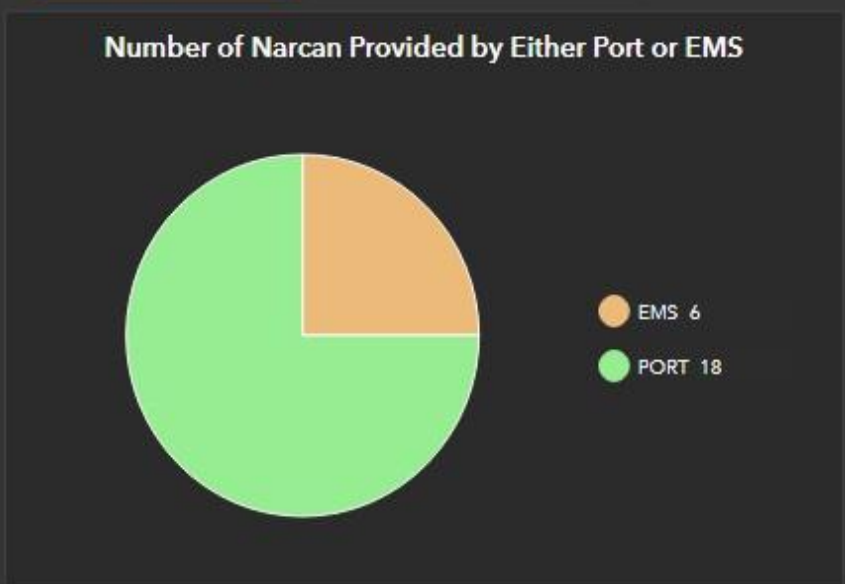
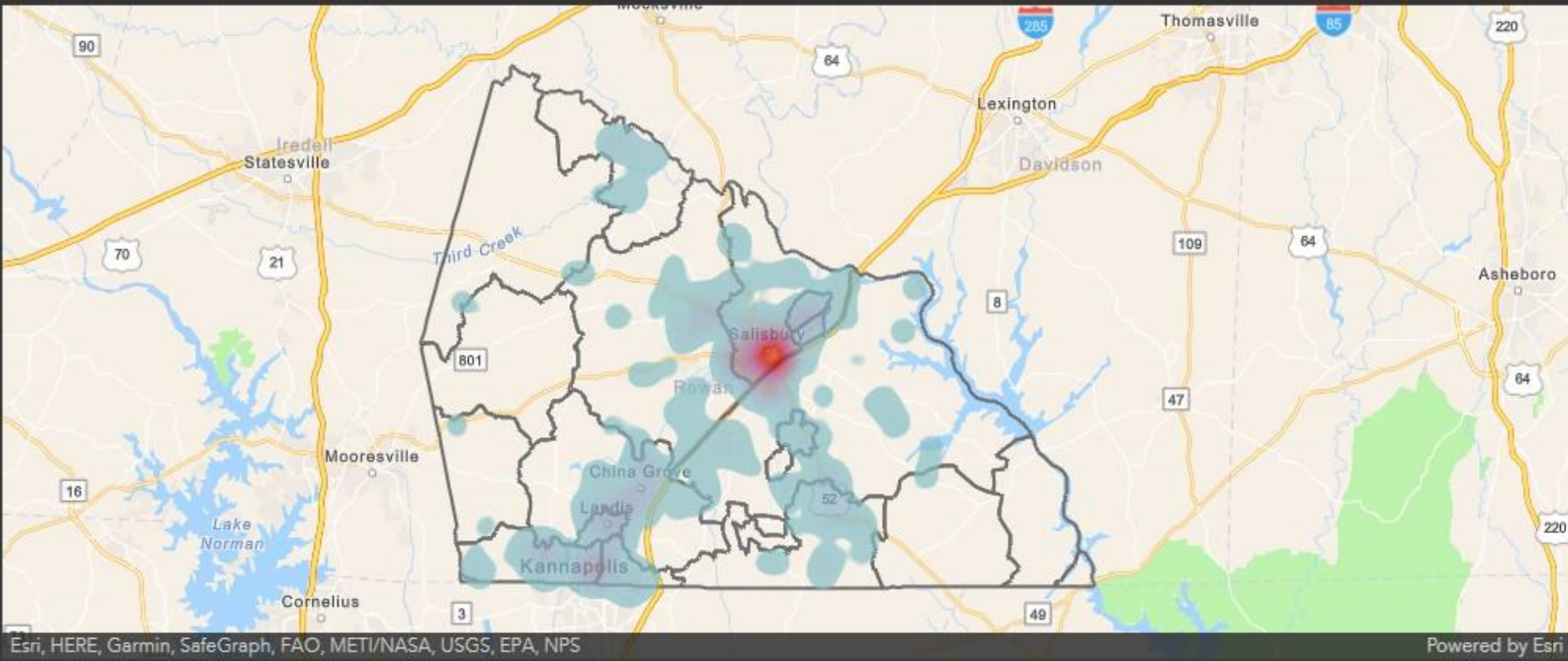
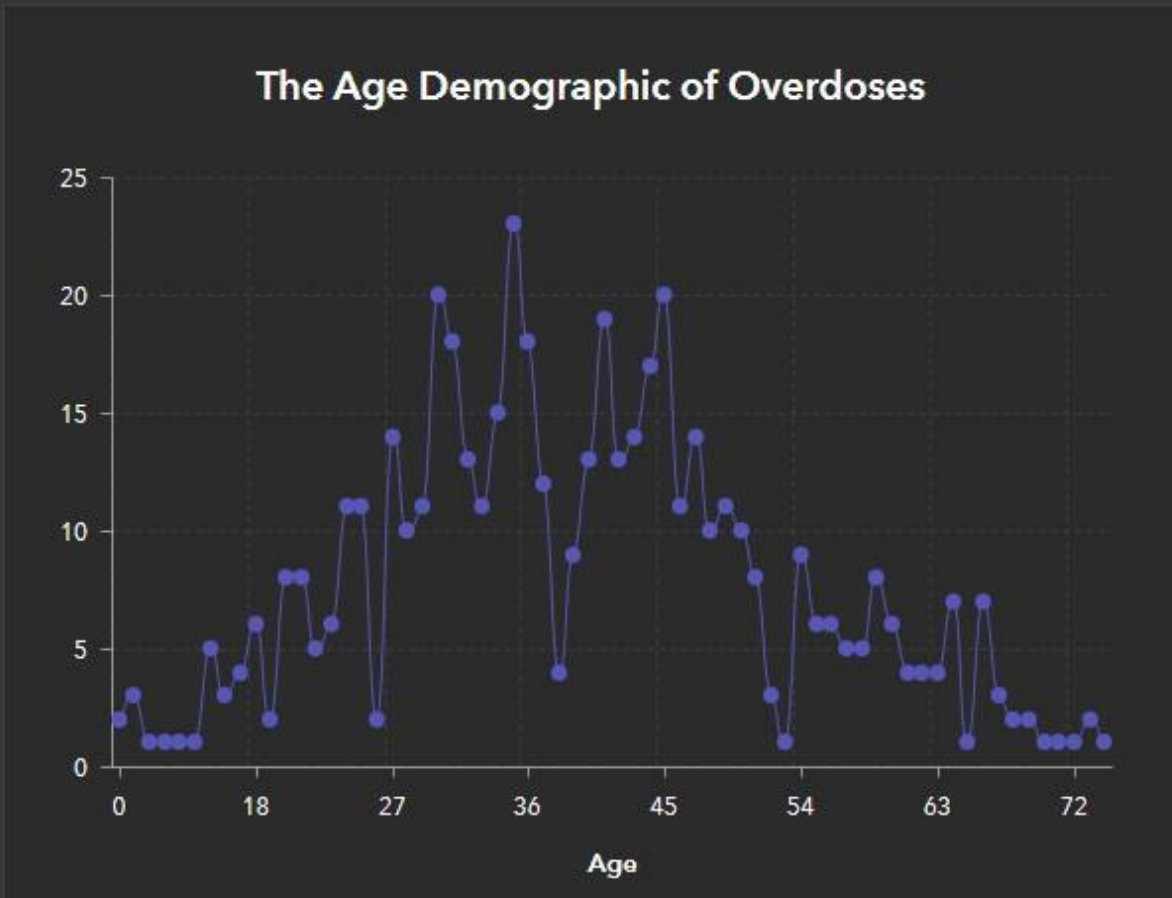
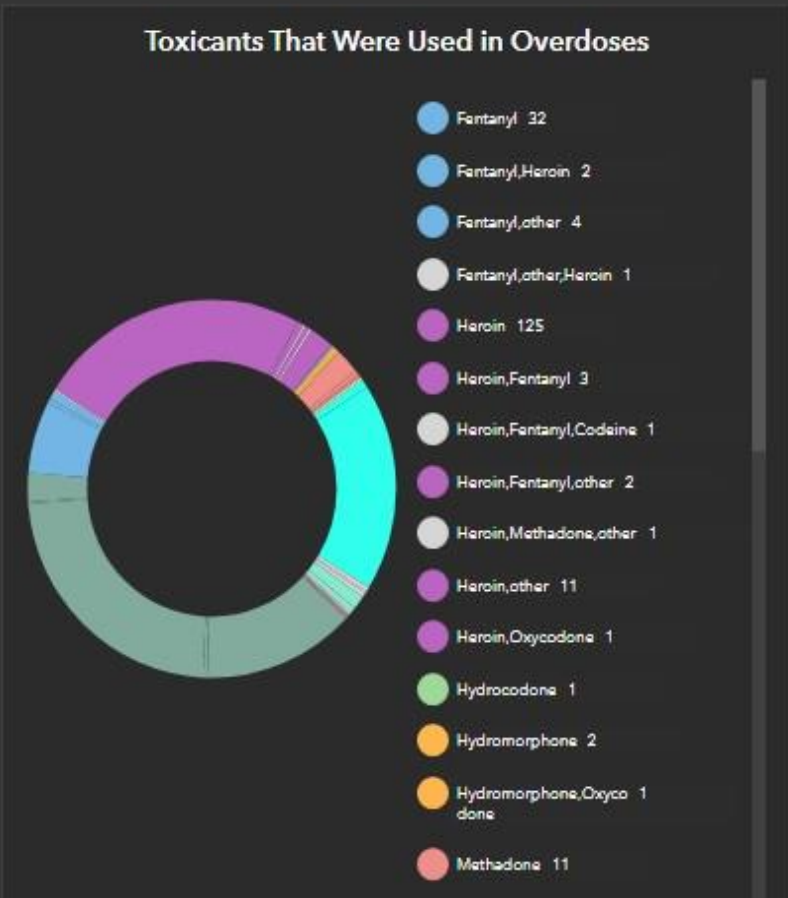
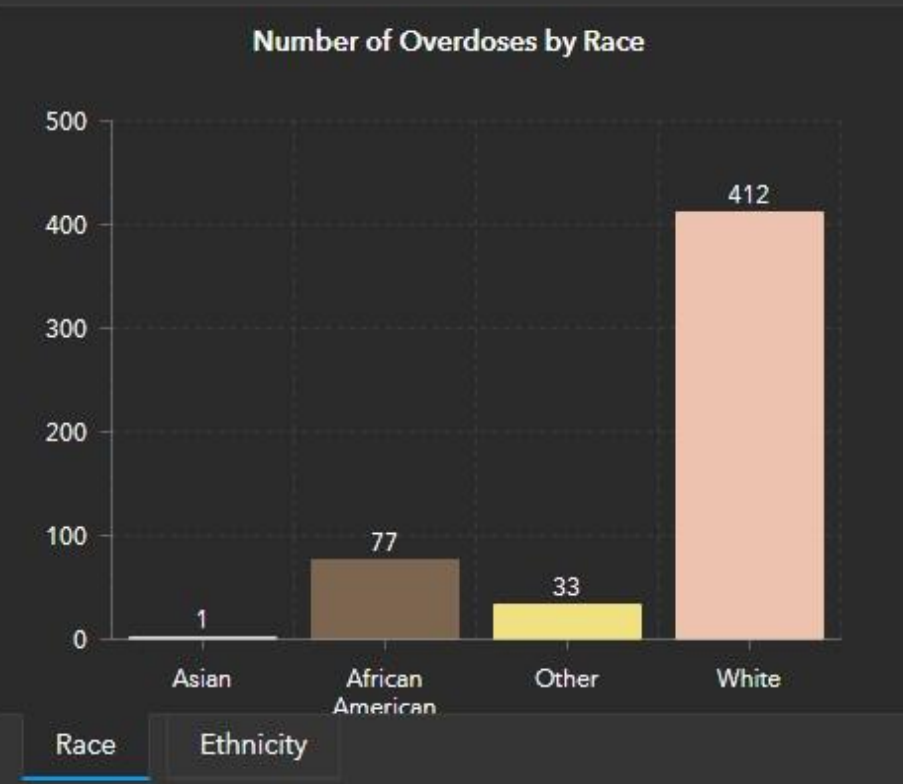
	Rowan Data 2020	2021	Comparison	NC Data 2020	2021
Overdose Deaths	47 per 100,000	48.6	Highest	28 per 100,000	33.4
Overdose Emeregency Department Visits	168 per 100,000	190.7	High	143 per 100,000	149.9
Overdose death illicit drug involvement rate	78 of 100 overdose deaths	78.3	Middle	76 of 100 overdose deaths	78.2
People prescribed opioids in Rowan County	15 per 100 people	14.4	Middle	14 per 100 people	12.9
Community Naloxone Reversals	353.3 per 100,000		-	39.6 per 100,000	
Acute Hepatitis C infection	1.4 per 100,000		-	1.0 per 100,000	

Metrics	Rowan Data	Comparison	NC Data
Children in foster care due to parental substance use	49.8%	-	45.7%
Newborns with POSC	9.5%	-	3.7%
Poverty Rate (2019)	38 per 100 people	Middle	34 per 100 people
Uninsured (2019)	12 per 100 people	Middle	11 per 100 people
Unemployment (2021)	3.2 per 100,000	-	3.2 per 100,000
Housing Problem Rate (2017)	26 per 100 people	Low	30 per 100 people
Incarceration Rate (2020)	380 per 100,000	Highest	287 per 100,000
Suicide Rate (2019)	14 per 100,000	Low	15 per 100,000

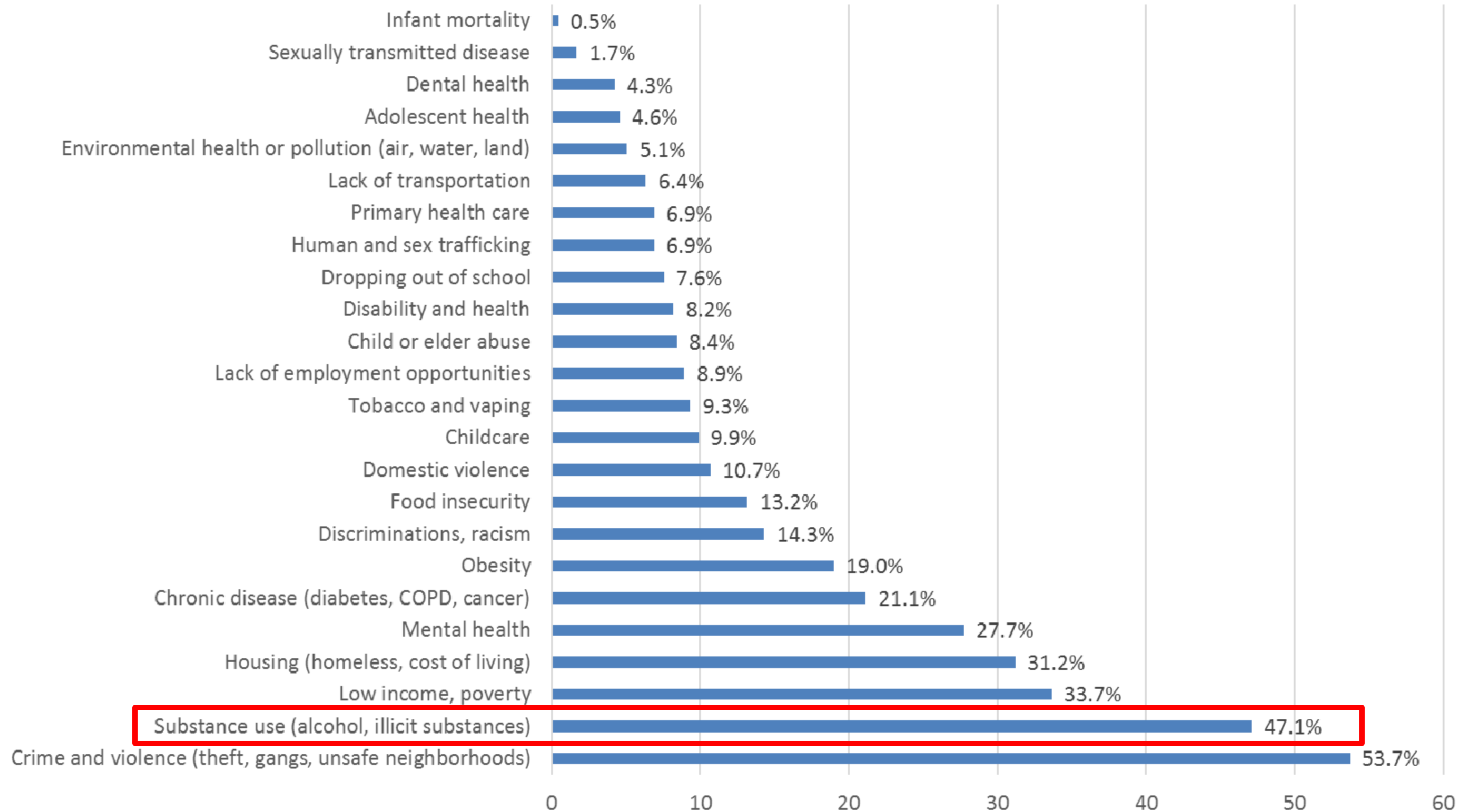
PORT Opioid Data

When no date is selected the data presented is from July 2019 to present day.

Select a date
1/1/2022 and after



TOP COMMUNITY CONCERNS SELECTED BY CITIZENS



OPIOID SETTLEMENT PROGRAM PLAN

- 1 Option A evidence-based interventions**
- 2 Designed in response to Opioid data**
- 3 Collaborative strategic planning**
- 4 Outcomes reported to BOC and BOH**
- 5 Unified strategic direction**

PHASED PLANNING

Years 1-15

1-3

- 1.Collaborative Strategic Planning
- 2.Recovery Support Services
- 3.Naloxone Distribution
- 4.Post-Overdose Response Team
- 5.Harm Reduction Services
- 6.Early Intervention

5-7

- 1.Collaborative Strategic Planning
- 2.Recovery Support Services
- 3.Naloxone Distribution
- 4.Post-Overdose Response Team
- 5.Harm Reduction Services
- 6.Early Intervention
- 7.Criminal Justice Diversion Programs
- 8.Evidence Based Addiction Treatment

8-11

- 1.Collaborative Strategic Planning
- 2.Recovery Support Services
- 3.Naloxone Distribution
- 4.Post-Overdose Response Team
- 5.Harm Reduction Services
- 6.Early Intervention
- 7.Criminal Justice Diversion Programs
- 8.Evidence Based Addiction Treatment
- 9.Addiction Treatment for Incarcerated Persons

12-15

- 1.Collaborative Strategic Planning
- 2.Recovery Support Services
- 3.Naloxone Distribution
- 4.Post-Overdose Response Team
- 5.Harm Reduction Services
- 6.Early Intervention
- 7.Criminal Justice Diversion Programs
- 8.Evidence Based Addiction Treatment
- 9.Addiction Treatment for Incarcerated Persons



COLLABORATIVE STRATEGIC PLANNING

YEAR 1

Pay Out:

\$1,848,492.62

Spending Projection:

\$523,087

Staff: \$308,106

Projects: \$214,981

Difference:

\$1,325,405.62



STAFF

- Substance Use & Mental Health Program Manager
- Harm Reduction Coordinator
- Peer Support Specialist
- Peer Support Specialist
- Community Paramedic

YEAR 2

Pay Out:

\$1,005,681.27

Spending Projection:

\$537,021

Staff: \$378,890

Projects: \$158,131

Difference:

\$468,660.27



STAFF

- Prevention Specialist

YEAR 3

Pay Out:

\$1,212,956.61

Spending Projection:

\$757,584

Staff: \$547,453

Projects: \$210,131

Difference:

\$455,372.61



STAFF

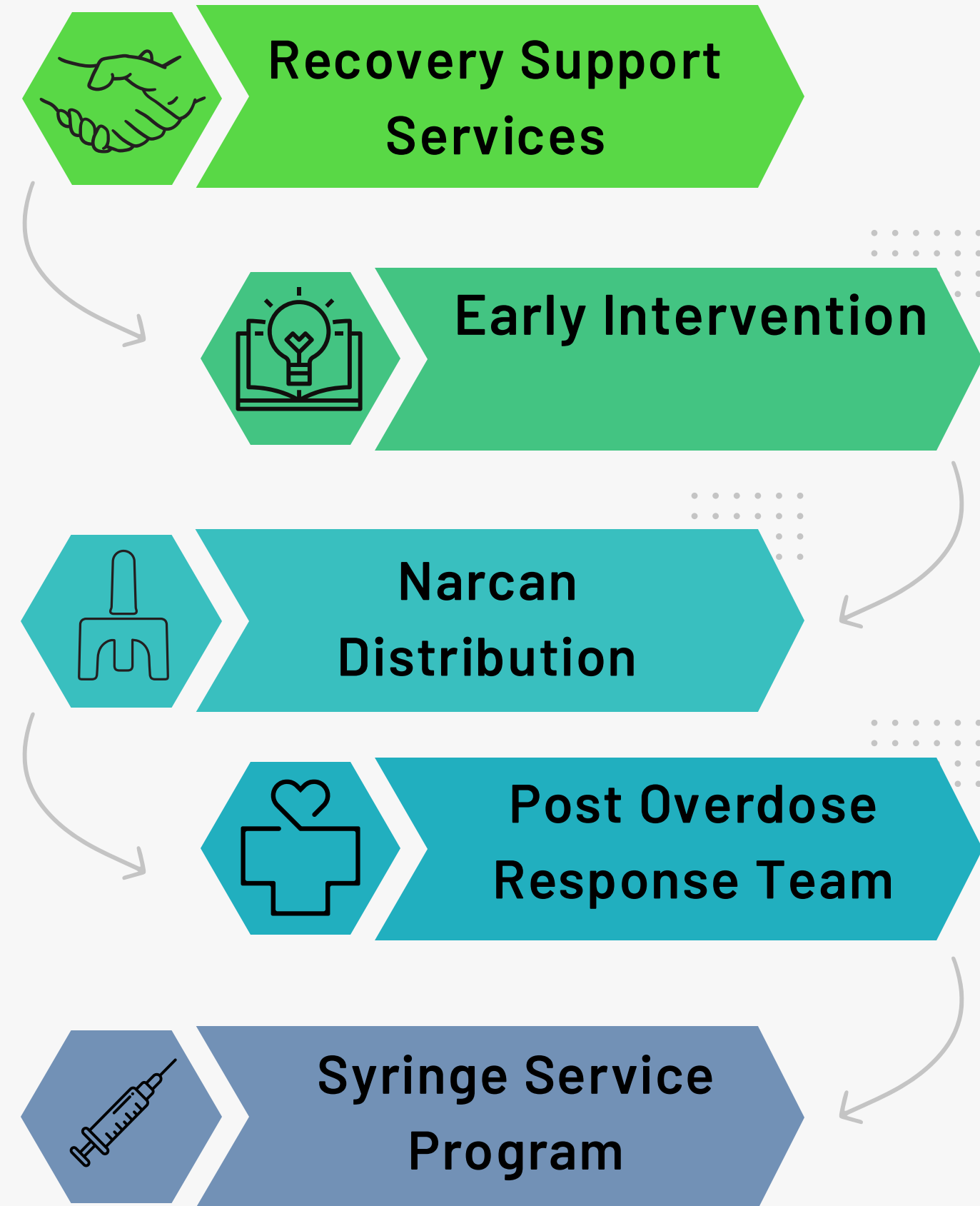
- Community Paramedic
- LCSW

BUDGET OVERVIEW & STAFF

Years 1-3 Yearly payout, spending projections, staffing, and rollover

2024 FUNDED STRATEGIES

5 strategies have been funded



STRATEGY 3: RECOVERY SUPPORT SERVICES

COMMUNITY PARTNERS

Detention
Center

Department
of Social
Services

Novant

Rowan
Helping
Ministries

166
Referrals
Provided

34
Connections
to care

181 Total
Contacts

2024 EXPENDITURE: \$76,527.06

STRATEGY 6: EARLY INTERVENTION

TRAINING TOPICS

Mental Health

**Substance
Use**

Psychosis

**Motivational
Interviewing**

**Poly Substance
Use**

5

**Teen Court
Discussions**

70

**Youth
Individuals**

23

**Community
Trainings**

676

**Individuals
Trained**

2024 EXPENDITURE: \$42,578.37

STRATEGY 7: NARCAN DISTRIBUTION

**Mobile
Narcan**

**Community
Events and
Outreach**

**24-7
access
vending
machines**

**Syringe
Service
Program**

**Post
Overdose
Response
Team**

**Peer
Support
Services**

**2734
Narcans
Distributed**

**224
Reported
Reversals**

**17
Community
Narcan
Trainings**

**1200
Individuals
trained on
Narcan**

2024 EXPENDITURE:

\$146,888.01

STRATEGY 8: POST OVERDOSE RESPONSE TEAM

Emergency Medical Services

282 total
contacts

90 Referrals
provided

28
Connections
to care

2024 EXPENDITURE: \$106,135.30

STRATEGY 9: SYRINGE SERVICE PROGRAM

Safe
Injection
Supplies

Wound
Care
Supplies

Safer Sex
Supplies

Narcan,
Fentanyl and
Xylazine
Testing
Strips

HIV , Hep
B and Hep
C blood
Draw

Wound
Care
Services

710 Total
Contacts
Made

623
Narcan
Distributed

32 Wound
Care
Services

4
Blood Draws
Completed

65
Resources
Provided

17
Connections
to care

2024 EXPENDITURE: \$79,851.18

2025 AND UPCOMING PROJECTS

**MAT Bridge
Program
with EMS**

**Youth Mental
Health First
Aid Trainings**

**Mobile
Medical Unit
for Mobile
SSP**

**Transportation
Services for
Substance Use
Treatment**

**Harm
Reduction
Kits Upon
Release**

**Position
Support for
MOUD Program
in the Detention
Center**

**Early
Intervention
RFP**

**Evidence-
Based
Addiction
Treatment
RFP**